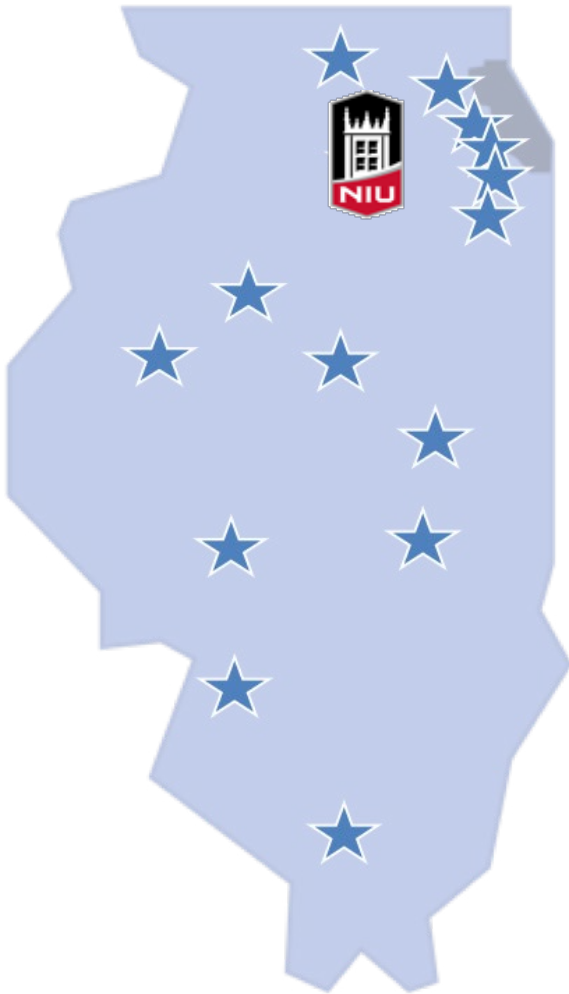


Northern Illinois University



Institution Demographics (Fall 2020)

- 16,769 students (73% undergraduate)
- 79% Underserved Populations
 - 43% Pell Grant recipients
 - 50% undergraduate students of color
 - 51% first-generation college students
- 46% undergraduate transfers

Research Portfolio (FY2020)

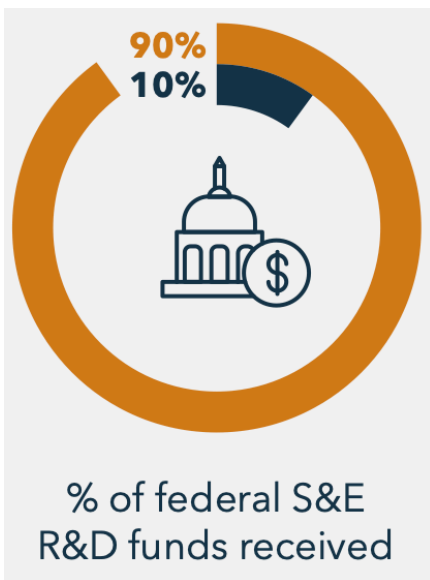
- \$25 M annual research expenditures, including \$13 M sponsored, \$8.03 M in federal research expenditures
- NSF = \$2.112 M
- DOE = \$2.568 M

Source: Illinois Innovation Network

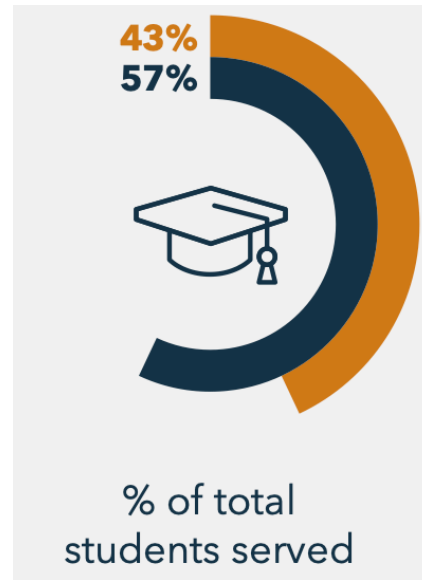
Emerging Research Institutions (ERIs): New definition

Definition


- Size of federal science & engineering R&D portfolio
 - Upper limit in the range of \$35 M to \$50 M
- Enroll undergraduate students



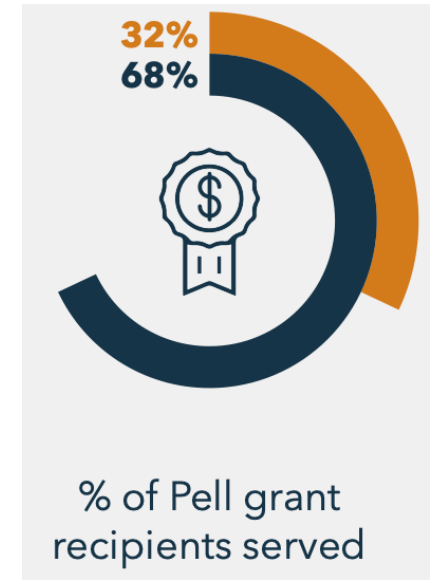
1



2



3



4

Minority Serving Institutions (MSIs): Limitations of definition

- Low educational and general expenditures (E&G)
- High enrollment of financially disadvantaged 'needy' students
- Minimum enrollment percentage of specific race/ethnicity group

Race/Ethnicity	Minimum undergraduate enrollment
Black	40%
Hispanic	25%
Alaska Native	20%
American Indian	10%
Asian	10%

Examples of majority-minority institutions that are not eligible for MSI designation:

Race/Ethnicity	Northern Illinois University	University of North Carolina at Greensboro
Black	19%	30%
Hispanic	21%	13%
American Indian, Alaska Native, Hawaii Native	0.2%	0.5%
Asian	6%	5%
Two or More	4%	5%
TOTAL	50.2%	53.5%

Majority-minority institutions ineligible for MSI designation include:

- **199 institutions:** do not meet minimum race/ethnicity enrollment threshold
- **159 institutions:** do not meet low cost or needy student criteria

Fall 2020 undergraduate enrollment data.

Source: IPEDS, U.S. Department of Education